

Introductory sub-table (I)(a)

Name of the Company: Olympic Oil Industries Limited

Scrip Code, Name of the scrip, class of security: 507609, OLYOI, Equity

Quarter ended: 31st December, 2012

Partly paid-up shares:- No. of partly paid-up shares As a % of total no. of partly paid-up shares As a % of total no. of shares of the company

Held by promoter/promoter group	Nil	Nil	Nil
Held by public	Nil	Nil	Nil
Total - D	0	0	Nil

Outstanding convertible securities:- No. of outstanding securities As a % of total no. of outstanding convertible securities As a % of total no. of shares of the company, assuming full conversion of the convertible securities

Held by promoter/promoter group	Nil	Nil	Nil
Held by public	Nil	Nil	Nil
Total - E	0	0	Nil


Warrants:- No. of warrants As a % of total no. of warrants As a % of total no. of shares of the company, assuming full conversion of warrants

Held by promoter/promoter group	Nil	Nil	Nil
Held by public	0	100%	Nil
Total - F	0	0	0.00

Total paid-up capital of the company, assuming full conversion of warrants and convertible securities (Grand Total (A+B+C)+ D+E+F) 2854000



a	Individuals (Non-Residents Individuals/ Foreign Individuals)	0	0	0	0	0.00	0.00	0	0.00
b	Bodies Corporate	0	0	0	0	0.00	0.00	0	0.00
c	Institutions	0	0	0	0	0.00	0.00	0	0.00
d	Any Others(Specify)	0	0	0	0	0.00	0.00	0	0.00
d-i						0.00	0.00		0.00
d-ii						0.00	0.00		0.00
	Sub Total(A)(2)	0	0	0	0	0.00	0.00	0	0.00
	Total Shareholding of Promoter and	7	514460	507860	18.03	18.03	0	0.00	0.00
(B)	Public shareholding								
1	Institutions								
(a)	Mutual Funds/ UTI	0	0	0	0.00	0.00	0.00		
(b)	Financial Institutions / Banks	0	0	0	0.00	0.00	0.00		
(c)	Central Government/ State Government(s)								
(d)	Venture Capital Funds	0	0	0	0.00	0.00	0.00		
(e)	Insurance Companies	0	0	0	0.00	0.00	0.00		
(f)	Foreign Institutional Investors	0	0	0	0.00	0.00	0.00		
(g)	Foreign Venture Capital Investors	0	0	0	0.00	0.00	0.00		
(h)	Any Other (specify)	0	0	0	0.00	0.00	0.00		
(h-i)									
(h-ii)					0.00	0.00	0.00		
					0.00	0.00	0.00		
	Sub-Total (B)(1)	0	0	0	0.00	0.00	0.00		
B 2	Non-institutions								



(a)	Bodies Corporate		5	311850	311850		10.93	10.93		
(b)	Individuals						0.00	0.00		
	Individuals -i. Individual shareholders holding nominal share capital up to Rs 1 lakh		293	135770	15100		4.76	4.76		
II	ii. Individual shareholders holding nominal share capital in excess of Rs. 1 lakh.									
(c)	Any Other (specify)		36	1891920	1709720		66.29	66.29		
(c-i)	NRT's		0	0	0		0.00	0.00		
(c-ii)							0.00	0.00		
	Sub-Total (B)(2)		334	2339540	2036670		81.97	81.97		
(B)	Total Public Shareholding (B)= (B)(1)+(B)(2)		334	2339540	2036670		81.97	81.97		
	TOTAL (A)+(B)		341	2854000	2544530		100.00	100.00		
(C)	Shares held by Custodians and against which Depository Receipts have been issued									
1	Promoter and Promoter Group		0	0	0		0.00	0.00		0.00
2	Public									
	Sub-Total (C)		0	0	0					0
	GRAND TOTAL (A)+(B)+(C)		341	2854000	2544530		100.00	100.00		0.00



(1)(b) Statement showing Shareholding of persons belonging to the category
"Promoter and Promoter Group"

Sr. No.	Name of the shareholder	Total shares held			Shares pledged or otherwise encumbered		
		Number of shares	As a % of grand total (A)+(B)+(C)	Number	As a percentage (VI)=(V)/(III)*100	As a % of grand total (A)+(B)+(C) of sub-clause (1)(a) (VII)	
(i)	(ii)	(iii)	(iv)	(v)	(vi)=(v)/(iii)*100	(vii)	
1	Sunil Verma	280220	9.82	0	0.00	0.00	
2	Nilima U Desai	19000	0.67	0	0.00	0.00	
3	Uday Jayant Desai	191640	6.71	0	0.00	0.00	
4	Sujay U Desai	23600	0.83	0	0.00	0.00	
5							
6							
7							
8							
9							
10							
11							
TOTAL		514460	18.03	0	0.00	0.00	



(1)(c) Statement showing Shareholding of persons belonging to the category “Public” and holding more than 5% of the total number of shares

Sr. No.	Name of the shareholder	Number of shares	Shares as a percentage of total number of shares {i.e., Grand Total (A)+(B)+(C) indicated in Statement at para (1)(a) above}
1			




(D)(c) Statement showing Shareholding of persons belonging to the category "Public" and holding more than 1% of the total number of shares

Sr. No.	Name of the shareholder	Number of shares	Shares as a percentage of total number of shares {i.e., Grand Total (A)+(B)+(C) indicated in Statement at para (I)(a) above}
1	Anil Kishan Chand Dharampal	46200	1.62
2	Manjeet Kumar	40000	2.42
3	Ajay Verma	90000	3.15
4	Ritu Rastogi	88000	3.08
5	Vineet Kumar Pandey	80200	2.81
6	Arvind Srivastava	80000	2.80
7	Hemant Rasiklal Kamodia	80000	2.80
8	Ramesh Vishwakarma	80000	2.80
9	Atul Rastogi	78800	2.76
10	Ram Prakash Mishra	78760	2.76
11	Atul Kumar Trivedi	73600	2.58
12	Nagendra Shukla	70000	2.45
13	Ajay Mehrotra	69000	2.42
14	Rashmi Tiwari	68000	2.38
15	Teena Agarwal	60000	2.10
16	Madhu Agarwal	60000	2.10
17	Niraj Jitendra Kumar Kamodia	60000	2.10
18	Saurabh Verma	60000	2.10
19	Gopal Saxena	56600	1.98
20	Yamini Trivedi	56000	1.96
21	Rakesh Kumar	50000	1.75
22	Rajendra Prasad Yadav	50000	1.75
23	Anita Sangneria	48600	1.70




24	Sachin Kumar Verma	46000	1.61
25	Suresh Pandya	40000	1.40
26	Meenu Sharma	34200	1.20
27	Yogaindar Kumar Gupta	30000	1.05
28	Ashish Agarwal	30000	1.05
29	Manish Agarwal	30000	1.05
30	Armit Kumar Agarwal HUF	30000	1.05
31	Mini Singh	30000	1.05
32	Aditi Malaviya	30000	1.05
33	Nextgen Entertainment Private Limited	140000	4.91
34	I. U. D Trading Private Limited	140000	4.91
35	Epoch Synthetics Private Limited	29800	1.04
	Total	2133760	75.78



(II)(a) Statement showing details of Depository Receipts (DRs)

Sr. No.	Type of outstanding DR (ADRs, GDRs, SDRs, etc.)	Number of outstanding DRs	Number of shares underlying outstanding DRs	Shares underlying outstanding DRs as a percentage of total number of shares {i.e., Grand Total (A)+(B)+(C) indicated in Statement at para (I)(a) above}
1				0.00
2				0.00
3				0.00
4				0.00
5				0.00
6				0.00
7				0.00
8				0.00
9				0.00
Not-Applicable				
TOTAL		0	0	0.00



(II)(b) Statement showing holding of Depository Receipts (DRs), where underlying shares held by "promoter/promoter group" are in excess of 1% of the total number of shares

Sr. No.	Name of the DR Holder	Type of outstanding DR (ADRs, GDRs, SDRs, etc.)	Number of shares underlying outstanding DRs	Shares underlying outstanding DRs as a percentage of total number of shares {i.e., Grand Total (A)+(B)+(C) indicated in Statement at para (I)(a) above}
1				0.00
2				0.00
3				0.00
4				0.00
5				0.00
6				0.00
7				0.00
8				0.00
9				0.00
Not-Applicable				
TOTAL			0	0.00



Sr.No	Notes
1	
2	
3	
4	
5	
6	
7	
8	
9	

